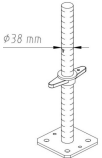
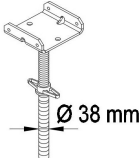
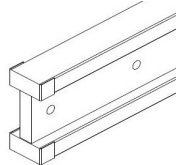


## Shoring systems

### MP SHORING STRUCTURES


470206	Adjustable reinforced base plate H=60 galvanized	7,106 kg	
470210	Adjustable reinforced base plate H=100 galvanized	11,4 kg	
470006	Adjustable reinforced head jack H60 galvanized	9,912 kg	
470010	Adjustable reinforced head jack H100 galvanized	14,6 kg	
470015	Adjustable reinforced head jack H100 galvanized	6,6 kg	
470500	Clamping plate for MP head jack galvanized	1,842 kg	
583830	Wrench for tie-rod D15.0 and D20.0mm galvanized	0,714 kg	
583913Z	Nut DW15 L=50 mm galvanized	0 kg	

### PL20 wooden beams - price on request

511180	* PL20 wooden beam 180	8,415 kg	
511195	PL20 wooden beam 195	9,116 kg	
511245	PL20 wooden beam 245	11,454 kg	
511290	PL20 wooden beam 290	13,558 kg	
511330	* PL20 wooden beam 330	15,428 kg	
511360	* PL20 wooden beam 360	16,83 kg	
511390	PL20 wooden beam 390	18,233 kg	
511450	* PL20 wooden beam 450	21,038 kg	
511490	PL20 wooden beam 490	22,908 kg	
511590	PL20 wooden beam 590	27,583 kg	

\* Delivery time and price to be evaluated at offer stage

### PLYWOOD (price and weight per sqm)

09010000	Birch plywood PH-PH 21 mm 1500x3000 mm	14,3 kg	
09010014	Birch plywood PH-PH 21 mm 1250x2500 mm	v 14,3 kg	
09010003	Birch plywood PH-PH 18 mm 1500x3000 mm	v 12,3 kg	
09010013	Birch plywood PH-PH 18 mm 1250x2500mm	v 12,3 kg	